










EPICECO CEILING SYSTEMS













COMPONENTS OF CEILING SYSTEM EPIC ECO SKY SPEED

	PIECE ECO STRONG: 27.5x55 in Code: 62003 Weight: 28 lb / 12.50 kg		PIECE ECO: 27.5x27.5 in Code: 62013 Weight: 16.7 lb / 7.80 kg		PIECE ECO: 27.5x55 in Code: 62001 Weight: 43 lb / 19.50 kg
	PIECE ECO: 11.8x27.5 in Code: 62017 Weight: 8 lb / 3.70 kg		PIECE ECO: 19.7x55 in Code: 62003 Weight: 28 lb / 12.60 kg		EPIC ECO SPEED WITH LEVEL Code: 62001 Weight: 14.3 lb / 9.50 kg
	PIECE ECO: 15.7x55 in Code: 62005 Weight: 24 lb / 18.82 kg		EPIC ECO SPEED STRONG Code: 62098 Weight: 20.9 lb / 9.5 kg		PIECE ECO: 11.8x55 in Code: 62007 Weight: 18.5 lb / 8.42 kg
	EPIC ECO SPEED Code: 62052 Weight: 14.3 lb / 6.50 kg		PIECE ECO: 7.8x55 in Code: 62200 Weight: 12.9 lb / 5.57 kg		TRIPOD EPIC Code: 620481 Weight: 13.3 lb / 13.3 kg
	PROP EPIC: 6.9 - 11.5 ft Code: 004784 Weight: 50.7 lb / 23 kg		WEDGE EXTRACTOR Code: 62200 Weight: 1.5 lb / 1.59 kg		PIVOT Code: 62020 Weight: 8.28 lb / 0.13 kg
	SPEED STOPPER Code: 62082 Weight: 0.0008 kg / 0.0024 lb		2 HOLES PIVOT Code: 62031 Weight: 6.45 lb / 0.21kg		COMPENSATION PIECE: 2 x 27.5 in Code: 62055 Weight: 5 lo / 1.40 kg



EPICECO CEILING SYSTEMS

COMPONENTS OF CEILING SYSTEM EPIC ECO SKY SPEED

	3 HOLES PIVOT Code: 62036 Weight: 0.47 lb / 0.212 kg		FLOOR SUPPORT Code: 62060 Weight: 1.2 lb / 0.81 kg		WEDGE Code: 62032 Weight: 0.08 lb / 0.04 kg
	FAST TAKING DOWN ELEMENT Code: 62088 Weight: 2.3 lb / 1.06 kg		WASHER Code: 62057 Weight: 0.008 lb / 0.004 kg		SQUARE FOR SIDE PANEL Code: 62063 Weight: 2.03 lb / 1.03 kg
	CURSOR Code: 62069 Weight: 0.74 lb / 0.338 kg		WEDGE K Code: 64622 Weight: 0.03 lb / 0.155 kg		CLAMP Code: 62070 Weight: 0.63 lb / 0.29 kg
	SPRING CLAMP Code: 64823 Weight: 0.02 lb / 0.027 kg		CLAMP BLOCKING PIN Code: 62071 Weight: 0.03 lb / 0.015 kg		SQUARE FOR SIDE PANEL - WITH WEDGE K Code: 62004 Weight: 5.35 lb / 2.43 kg